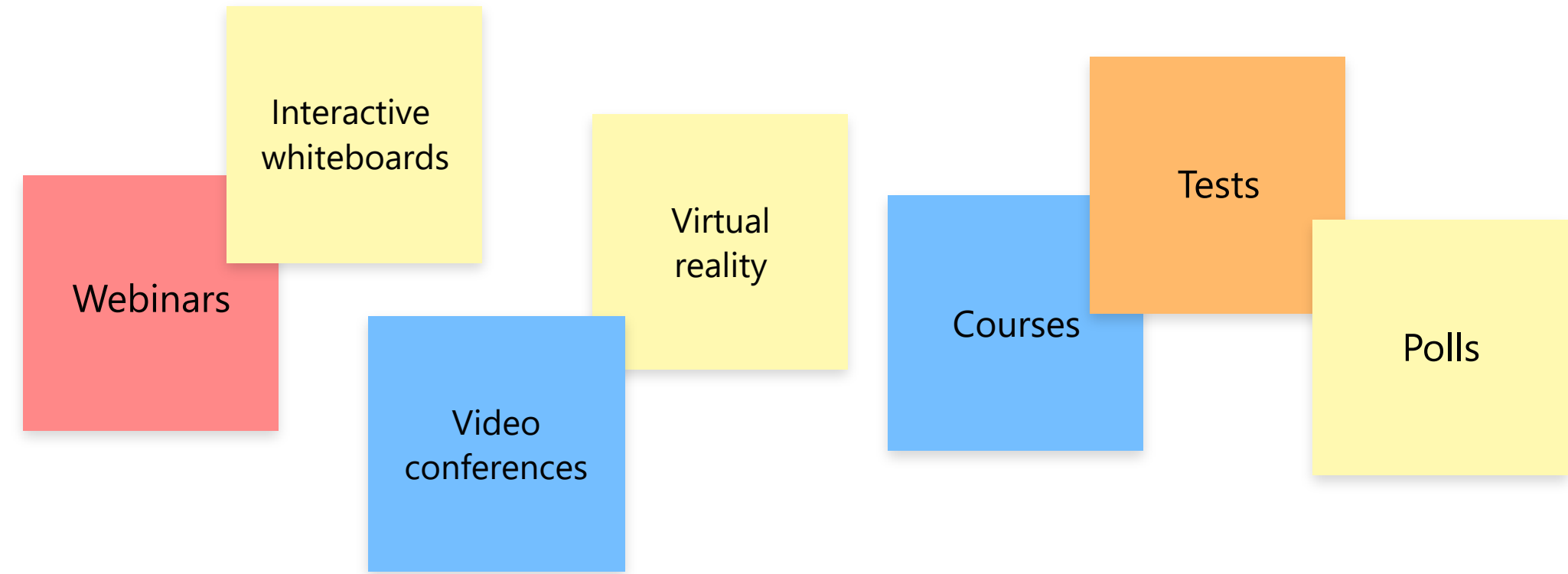


Новый холст - 1



ONLINE PLATFORM FOR COLLABORATION, E-LEARNING,  
AND SALES IN REAL-TIME



#вебинары #интерактивныедоски #опросы #тесты #видеоконференции #виртуальнаяреальность #курсы

Anastasia

Andrew

Victoria

Alexander






## STATISTICS:

- **2,800,000+ visitors**  
Monthly (according to SimilarWeb)
- **360,000+**  
Online conferences and webinars held
- **35,000+**  
Courses, tests and polls created
- **13,000,000+**  
Participants of webinars and conferences
- **56,000+**  
Webinar creators
- **6,000+**  
Paying users

Annual data (2020)

## MAIN FEATURES:

- ✦ Diverse features on all plans
- 💡 Intuitive and simple interface
- 📺 Features aligned to the latest trends of online collaboration and communication
- ⚡ Instant technical support
- 📱 Supports all kinds of devices (without downloading any additional applications)
- 🛡 Stable and safe work of webinars with 10,000+ participants
- ❤ Thousands of happy customers from all over the world




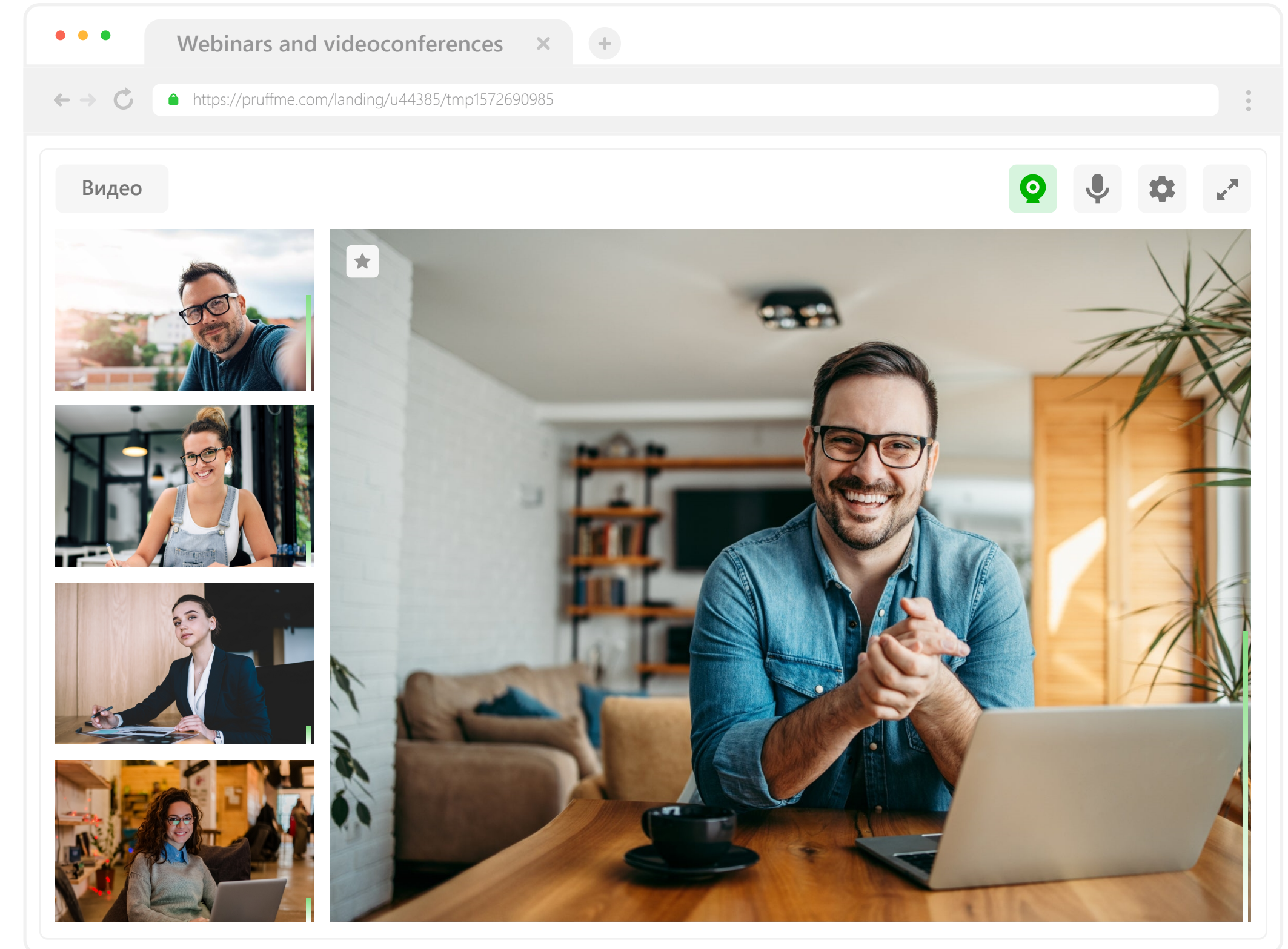
# TASKS YOU CAN SOLVE WITH PRUFFME (1)

## Online meetings

- strategic sessions
- educational meetings (workshops, coaching, lessons)
- regular team meetings (stand-ups, retrospective meetings, Scrum)
- distributed teams meetings
- discussions and negotiations
- project presentation and feedback collecting

## E-learning through webinars, videoconferences, courses, tests and polls:

- lectures
- practice-oriented classes
- tests and polls
- employees certification
- master-classes
- communication between teachers within online courses



# TASKS YOU CAN SOLVE WITH PRUFFME (2)

## Idea generation and brainstorming

- collect ideas, sketch, plan
- build schemas and diagrams (business-process, design, etc.)
- analyze different cases

## Mindmapping

- endless workspace for project development
- ready-to-use templates and user templates
- project visualization and discussion

## Product promotion

- evergreen webinars
- payment system integration
- Buy button and sales
- landing design



# OUR PRODUCTS



## Webinars

Online web meetings with 5,000+ participants



## Videoconference

Invite up to 30 speakers at the same time



## Courses

Online classes for your students at any convenient time



## Whiteboards

Work together with your team in real-time



## Virtual reality

Create your own virtual world and increase students engagement



## Tests and polls

Knowledge testing and evaluation




## Autoweinars

Automated webinars without direct participation of the speaker




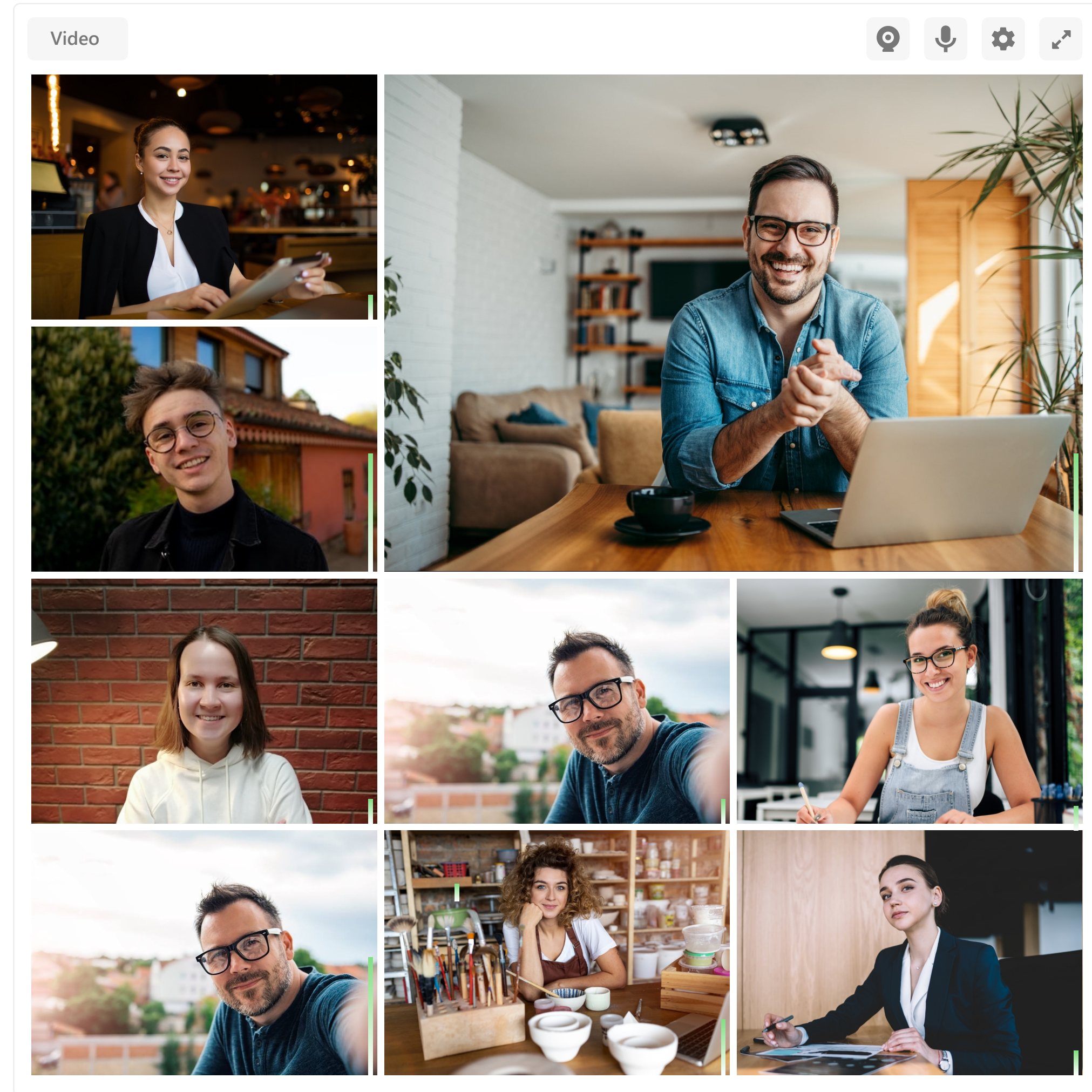
## Messaging system

Flexible system of communication with students and feedback collecting



# WEBINARS AND VIDEOCONFERENCES (1)

- 30 speakers online
- 10,000+ participants
- Mobile devices app-free support
- Automated recording
- Demonstration of media-files and presentations
- Screen sharing
- Access levels
- Moderator/Presenter statuses



# WEBINARS AND VIDEOCONFERENCES (2)

- Participation forms, statistics, and analytics
- 7 different webinar room layouts
- Main speaker highlight
- Buy button
- Breakout rooms
- Evergreen webinars
- Branding and design
- Drawing tools
- Web-site integration
- Tests and polls in a webinar


Видео


Conference Learning Files

Chat Presentation Notes

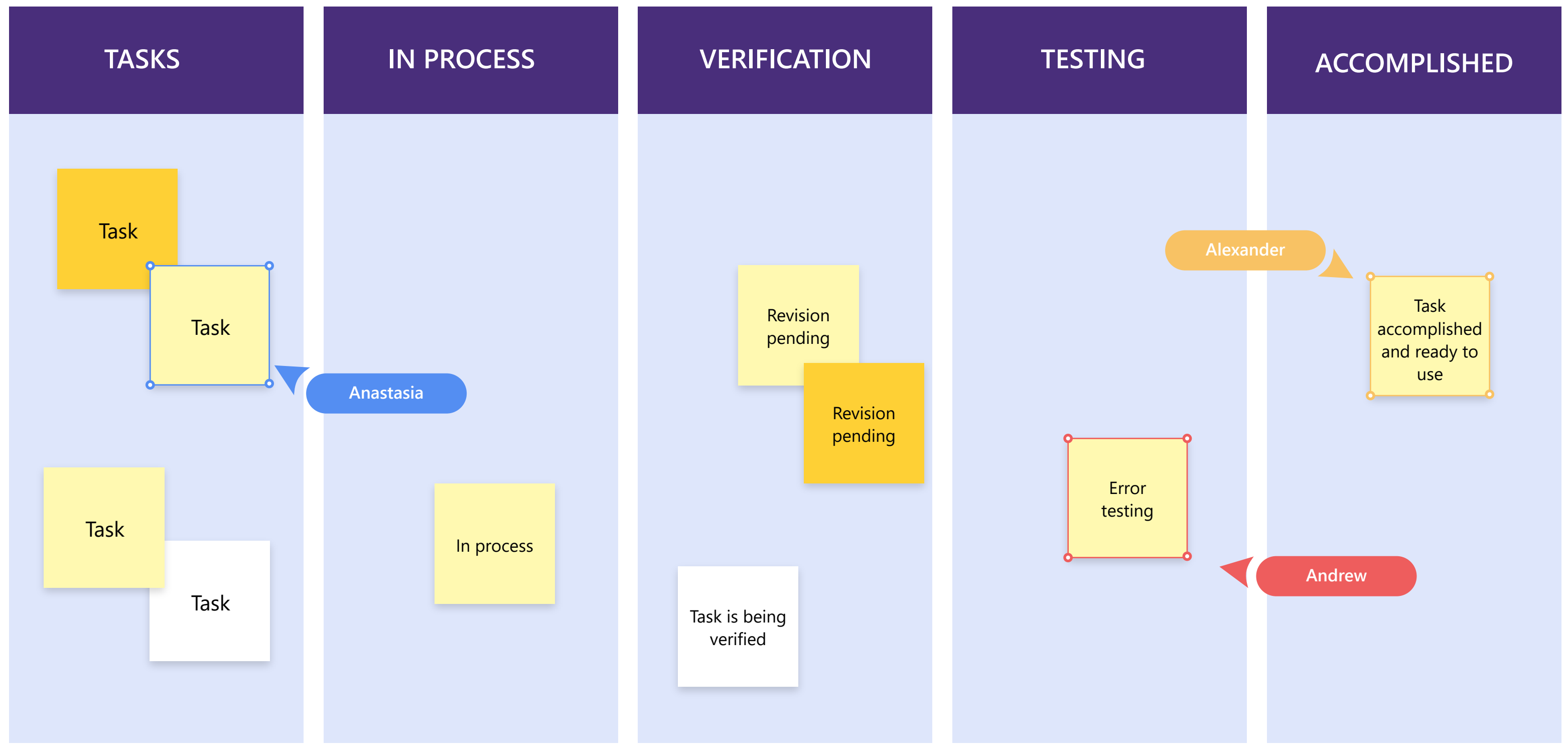
Video-Chat Whiteboard

The screenshot shows a video conference interface. On the left, there is a vertical stack of video thumbnails for participants. On the right, a menu is open, displaying various features: Conference, Learning, Files, Chat, Presentation, Notes, Video-Chat, and Whiteboard. The Whiteboard feature is highlighted with a blue border and a white icon. The interface is clean and modern, with a dark background for the menu and a lighter background for the video thumbnails.





# INTERACTIVE WHITEBOARD FOR TASK PROGRESS CONTROL



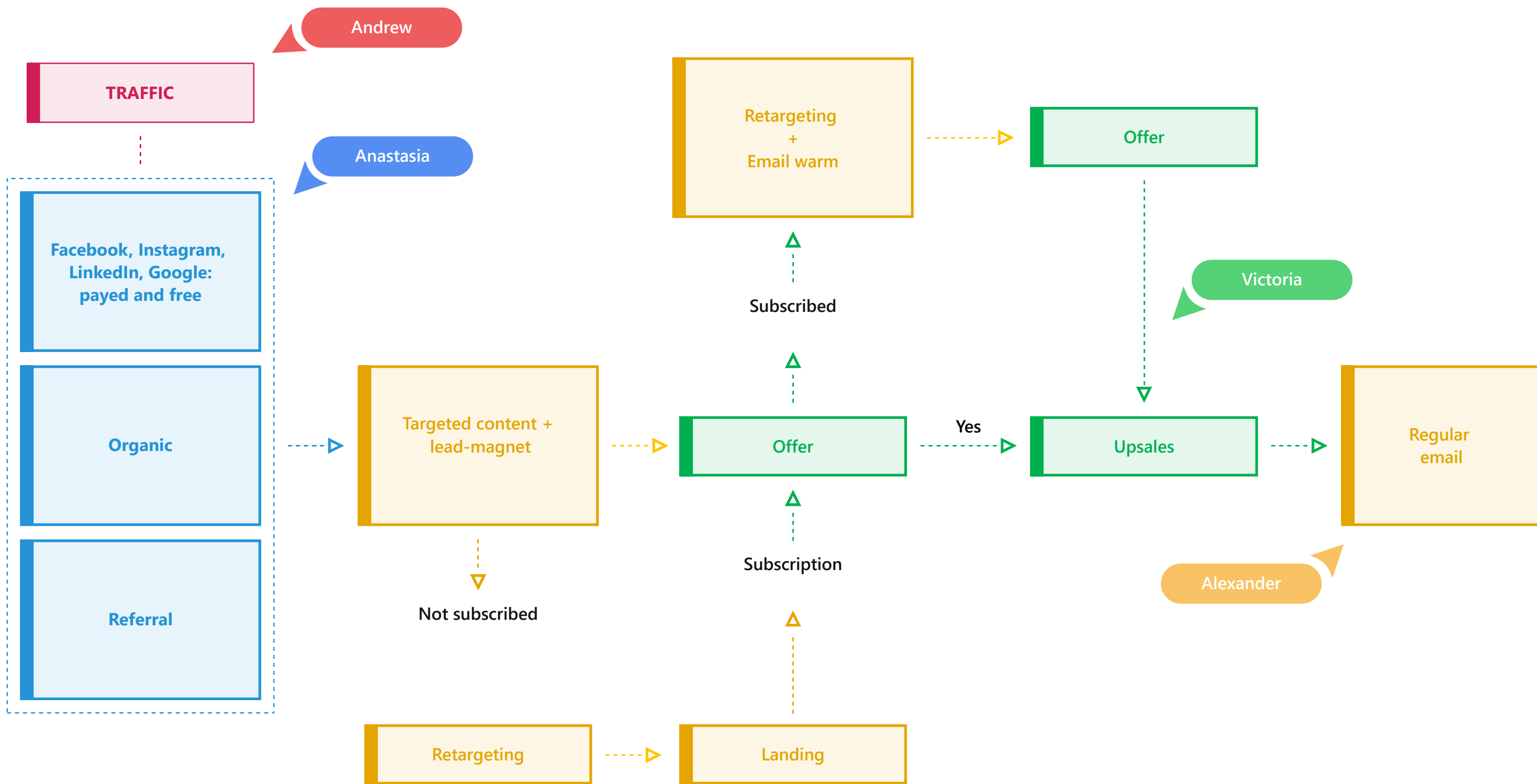
### Examples:

1. Task accomplishment control
2. Documents, websites revision, and editing
3. Taking notes of negotiations, discussions, sessions

### Tools:

1. Stickers
2. Votes
3. Visible cursors
4. Whiteboard scaling
5. Arrows

# WHITEBOARDS FOR BUSINESS-PROCESS VISUALISATION




## Examples:

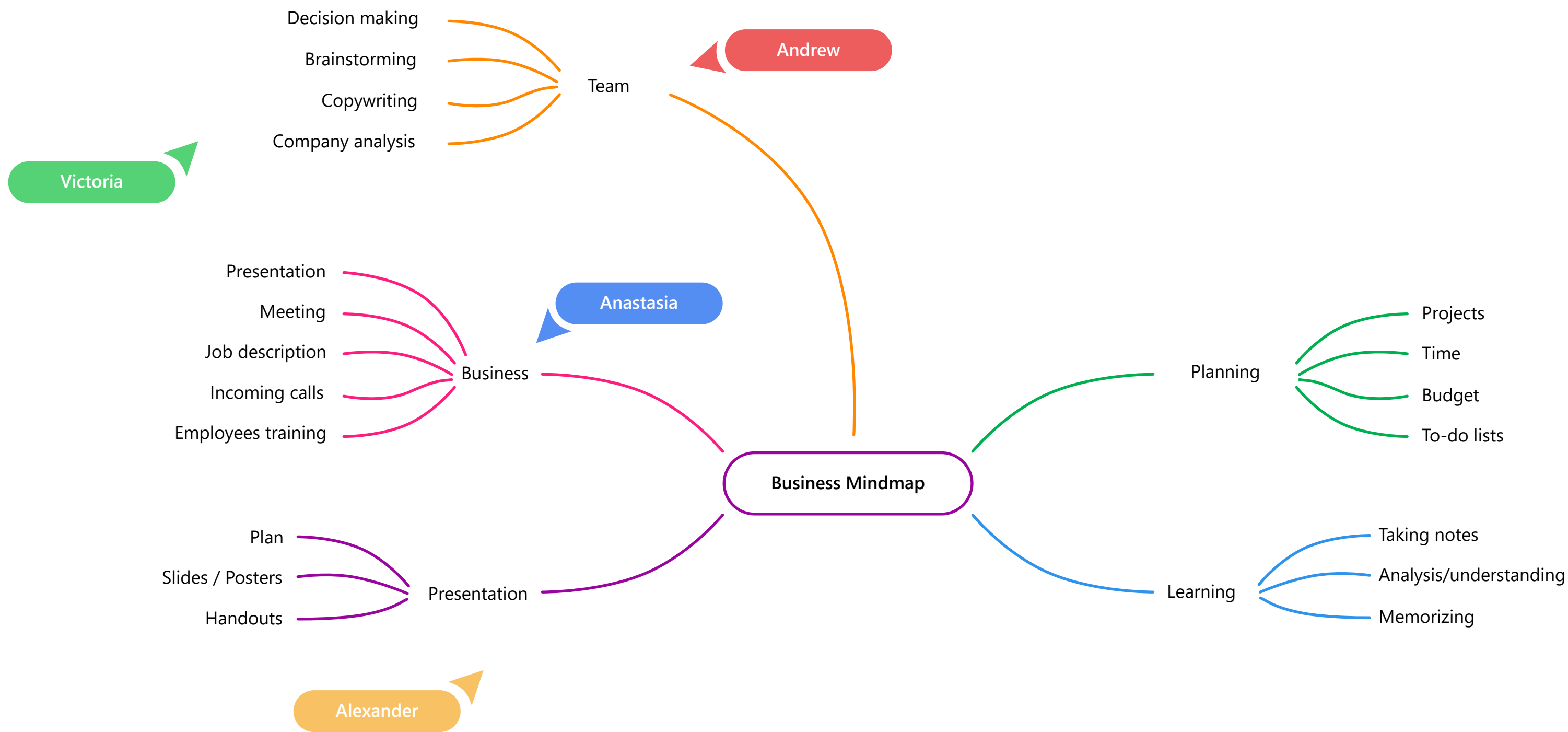
1. Company structure
2. Marketing funnel
3. Business-process modelling (IDEFO, BPMN и т.д.)

## Tools:

1. Different geometrical figures
2. Drawing with mouse or touchpad
4. Workspace zoning
5. Taking notes



# INTERACTIVE WHITEBOARD AS A MIND MAP




**Examples:**

1. Company business plan visualisation
2. Employees coaching
3. Marketing funnels and sales scripts

**Tools:**

1. Comments and chat messages
2. Ready-to-use templates (scheme, Mind-map, Kanban, brainstorm, etc.)
3. Custom user templates



# VIRTUAL ROOMS (VR)




## Examples:

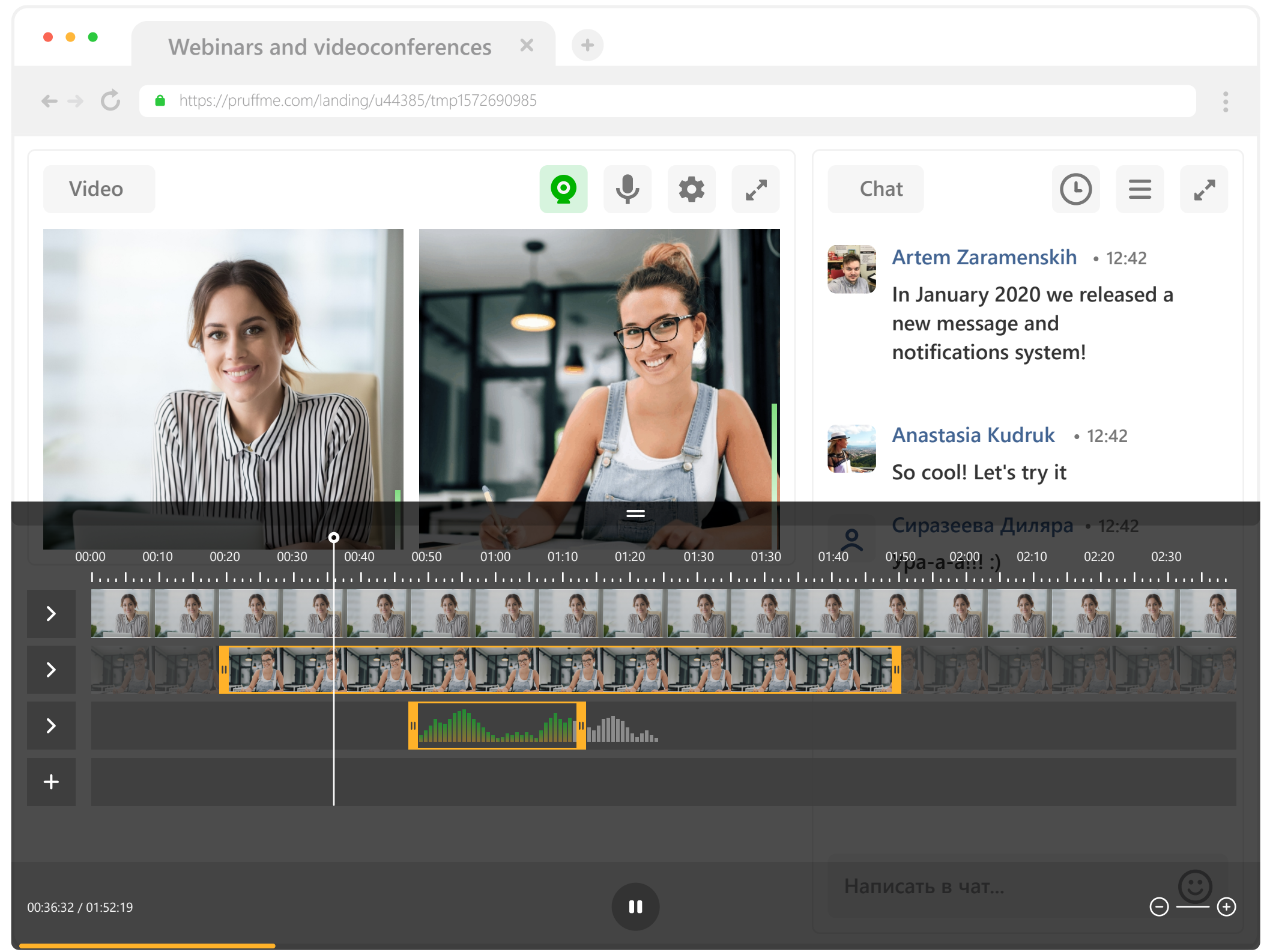
- 1. Educational game-like quests
- 2. Online networking, forums and conferences
- 3. Online meetings with customers

## Tools:

- 1. Character selection
- 2. Different activity zones
- 3. Presentation in VR
- 4. Available on any device without downloading of additional applications



# AUTOMATED WEBINARS




## Examples:

- 1. Selected webinar starts several times a day for the students from different regions
- 2. Marketing webinar recorded with a professional camera with imitation of different webinar activities

## Tools:

- 1. Automated webinar can be created from scratch or you can use a real webinar recording
- 2. Unlimited number of automated webinars
- 3. Automated webinars are included in your basic plan
- 4. Adjust schedule, chat, timing, video, and other activities in a simple and powerful editor



# TESTS AND POLLS

The screenshot shows a browser window titled "Webinars and videoconferences" with the URL <https://pruffme.com/landing/u44385/tmp1572690985>. The interface includes a video player on the left with a "Video" label and icons for video, chat, microphone, settings, and share. The video shows a woman smiling. Below the video is a "Chat" window with a "Type a message here..." input field and a smiley icon. To the right is a poll titled "1 Single choice" with the question "Is it possible to use Pruffme editor to create your own courses, tests or polls?". The poll options are: "Yes" (selected), "No", "Probably", "I haven't tried yet", and "I don't know, but would be happy to try!". Each option has a close icon (x).

## Examples:

1. Employees certification
2. Quizzes and polls for webinar participants
3. Tests inside online courses

## Tools:

1. Different question types (essay, single choice, multiple choice, ranking, etc.)
2. Adaptive branches, non-linearity
3. Instant analytic data
4. Different display modes
5. Timer and access restriction
6. Results page editing

## ONLINE COURSES (1)

- **Different types of lessons**

Video, text, essay, tests and polls

- **Analytics**

Group students and audiences according to their score and ranking

- **Results**

Show test results to your students: score, commentaries, with automated or manual scoring

- **Your own questions database**


Integrate tests and polls, that you created previously, into your new course


- **Adaptive branches and non-linear courses**

Add adaptive branches to create a personal walkthrough

Question types	17 Video				
Additional elements	Webinar "Getting started with Pruffme.com [2020-01-06]"				
Complex logics					
Adaptive branches	+ Add a branch				
	Main branch	(6)			
	Branch 1	(21)			
	Branch 2	(0)			

Question types	1 Single choice					
Additional elements	- Registered users					
Complex logics	- Background design					
	Groups of questions	- New section				
	External test					
	Block of results	- Global timer				
	Block of common result					
	Branching	2 External test				





# ONLINE COURSES (2)

- Custom visualization**

Different design templates: workspace and lesson structure customization

- Deadlines**

Add deadlines to the tasks

- Privacy**

Different levels of access: participants list, password, corporate domain

- Message system**

Integrated message system for fast and easy communication with your students

- Statistics**

Export common statistics to Excel or PDF or download results of each student separately

**Course progress**  
Getting started with Pruffme e-learning platform

Editor Landing

[Back to the Progress](#)

✓	🔗	01. Technical support	5 points
✓	▶	02. Product knowledge	05 h. 12 min.
✓	▶	03. Customer communication	07 h. 43 min.
⚠	🔗	04. Documents flow	5 points
⌚ Дальнейшие уроки откроются 15.06.2020, 20:40			
🔒	▶	05. Data collecting and analysis	05 ч. 12 мин.
🔒	🔗	06. Presentations and reports	5 points

**Artem Zaramenskih**  
28/12/2019, 16:26

📧
📧
📧
📧
📧

**About:**  
Head of Product and Public Relations Pruffme

**Company:**  
Pruffme


**City:**  
New-York

**Course progress**  
Getting started with Pruffme e-learning platform

Editor Landing


Search...

		Users	
<p><b>Artem Zaramenskih</b> 03/01/2020, 16:26</p>	• Finished	• In process	54
<p><b>Anastasia Kudruk</b> 02/01/2020, 15:32</p>	• Finished	• Under moderation	129
<p><b>Dilyara Sirazeeva</b> 02/01/2020, 11:19</p>	• Finished	• Finished	167
<p><b>Alexey Zamyatin</b> 26/12/2019, 01:22</p>	• In process	• Applied	12
<p><b>Victoria Raikovich</b> 26/12/2019, 18:03</p>	• In process	• Removed	167
<p><b>Anastasia Pushilina</b> 25/12/2019, 17:53</p>	• Applied	✉ Messages	17
<p><b>Maria Novozhilova</b> 25/12/2019, 11:22</p>	• Applied	💬 Chats	223
		📊 Analytics	545




# OUR CLIENTS



 More than 10,000 Pruffme.com customers





# FREE 2-WEEK TRIAL

If you are interested in organizing your online events on Pruffme:

1

Get a free [personal demo](#) on our platform for you and your colleagues at any time from 9a.m. to 9p.m. (GMT+3).

2

Get a [free 2-week trial](#) on "Beta" webinar plan with up to 300 participants and a full range of webinar tools

## Contacts:

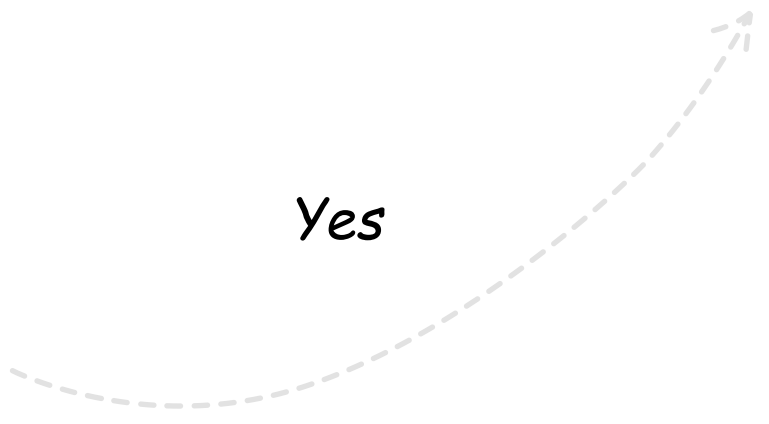


+44(208) 068-87-00



support@pruffme.com

Still have questions?



Yes