

v. SAP BPC

The TrustRadius Research Team's analysis of where Workday Adaptive Planning outperforms SAP Business Planning and Consolidation (SAP BPC)



Workday Adaptive Planning is a TrustRadius award-winning product

[See Workday Adaptive Planning in Action](#)

[Get a 30-Day Free Trial](#)

Workday Adaptive Planning Implementation and Time to Value	SAP BPC Implementation and Time to Value
Workday Adaptive Planning reviewers indicate that setup and implementation are easy and provide value quickly.	Reviewers describe SAP BPC's implementation as long and complicated.
Reviewers describe Workday Adaptive Planning as highly intuitive and easy to understand even with little training.	Reviewers indicate that SAP BPC does not have a user-friendly or intuitive interface and that it takes many hours of training to use effectively.

Workday Adaptive Planning Implementation Score:



9.4

Workday Adaptive Planning reviewers rate the implementation process very highly.

Reviewers love Workday Adaptive Planning's easy implementation:



"Within eight weeks, the new system was fully functional, and all necessary training was complete."

[Manuel Lora Fernández](#) | R2R Financial Reporting Manager | Informa (Information Services, 10,001+ employees)*

Reviewers find Workday Adaptive Planning intuitive:



“Workday Adaptive Planning has detailed online help with both articles and videos that are comprehensive. It has a lot of similarities to Excel, which most finance people are already familiar with, plus the user interface is intuitive and easy to pick up.”

[Marvin Hartsfield](#) | Director of Finance | Conexiom (Information Technology & Services, 201-500 employees)*

Workday Adaptive Planning Insights

Workday Adaptive Planning provide significant flexibility and insight that can increase visibility and inform strategic decisions.

SAP BPC Long Term Insights

SAP BPC’s models are inflexible after implementation, and not adaptable without significant technical help.

Reviewers see significant benefits for Workday Adaptive Planning’s insights:



“It is very powerful when it comes to data analysis, constructions of financial models and long term planning for an organizational growth and it helped us to save cost, project better plans and were capable enough to provide significant KPIs result based on which we were able to increase our revenue by 30%.”

[Gajendra Kumar Gangwar](#) | Module Lead (Data Science) | Mindtree (Information Technology & Services, 10,001+ employees)*

Workday Adaptive Planning provides insights for strategic decisions:



“Workday Adaptive Planning is an extremely flexible foundation to model almost anything. We've found ways to build detailed models that give the planners and management at the company valuable insights into how each department is planning for the future, thus providing management the information they need to shift course if necessary”

[Warren Sampson](#) | Financial Planning and Analysis Manager | S. Martinelli & Co. (Food & Beverages, 201-500 employees)*



Workday Adaptive Planning has highly rated features, with higher scores than SAP BPC in 5 out of 5 shared feature groups.

Feature	Workday Adaptive Planning Rating	SAP BPC
Budgeting, Planning, and Forecasting	8.9	7.3
Consolidation and Close	8.0	7.8
Financial Reporting and Compliance	8.6	8.0
Analytics and Reporting	8.1	7.8
Integration	8.5	7.1

Workday Adaptive Planning Cloud-Native Platform	SAP BPC Cloud Platform
Workday Adaptive Planning is a cloud-native platform that enables speed, agility, and real time data.	SAP BPC can run in the cloud, but is most known as an on-premise solution. Additionally, best cloud functionality may require integrations with SAP Cloud Analytics.

Reviewer able to move to the cloud:



“We've transitioned several on-prem solutions to Workdays cloud based solution which has helped us achieve our overall goal of shutting down data centers that we no longer need as we transition many aspects of our business to the cloud.”

[Verified User](#) | Director in Finance and Accounting | Financial Services Company, 501-1000 employees*

Workday Adaptive Planning Real-Time Data	SAP BPC Real-Time Data
Workday Adaptive Planning updates both data and linked models in real-time to allow for rapid modeling and clear visibility.	Real time data is only available in certain setups and configurations of SAP BPC.

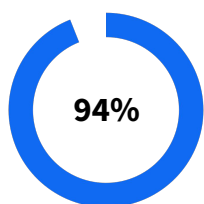
Real time data delivers real value:



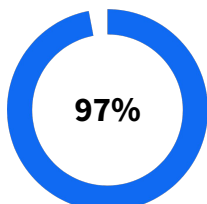
“Adaptive Planning is used by FP&A for financial planning for the whole organization. It addresses the core business problem of having a single point of truth for financial and operational plans. It is dynamic and enables scalability as you refine the model to include more drivers. The real value comes from linking connecting models so a change in one part of the business automatically updates financial projections for a different function (i.e. hiring impacts tech costs).”

[Verified User](#) | Director in Finance and Accounting | Financial Services Company, 501-1000 employees*

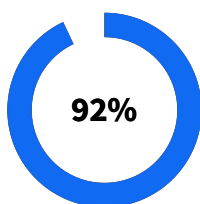
Key Insights:



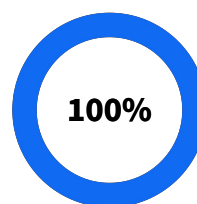
Would Buy Again



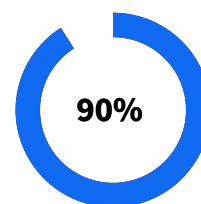
Happy with the
Feature Set



Implementation
went as expected



Delivers Good
Value for the Price



Lived up to Sales
and Marketing
Promises

[See Workday Adaptive
Planning in Action](#)

[Get a 30-Day Free Trial](#)

TrustRadius [research team analysis](#) based on research across publicly available sites and analysis of TrustRadius data.

*Indicates an Incentivized review

