



FAMILY DATASHEET

Cisco Cloud-Managed Switching

Overview

Cisco Meraki offers a broad range of switches that are designed to be easy to manage without compromising any of the power and flexibility traditionally found in enterprise-class switches.

Meraki access and aggregation switches are all managed through an elegant, intuitive cloud interface, freeing administrators to spend less time on configuration and more time on meeting business needs.

The Meraki dashboard makes getting your switches up and running simple. The intuitive user interface removes repetitive, time-consuming processes, while advanced features like Cloud CLI enable administrators to retain advanced control.

A powerful centralized management interface gives administrators deep visibility into the network and how it is used. See which switches are near capacity across hundreds of sites. Quickly provision and reconfigure switch ports with security, quality of service (QoS), and more. The Meraki dashboard provides unified policies, event logs, and monitoring, making switch management efficient and scalable.

Product highlights

Meraki switches include all of the traditional Ethernet features found on the highest-end products, including:

- Wide range of models for campus, branch and rugged environments, from basic Layer 2 to high-performance Layer 3
- Up to 10 GbE access ports and 100 GbE uplinks for scalable deployments
- True zero-touch configuration that scales with organizational needs
- Integrated troubleshooting, logging, and alerting to lower operational costs
- Energy-efficient, low-noise design with fanless options
- Cloud management for reduced cost, overhead, and faster issue resolution
- Advanced security with IEEE 802.1x, MAC-based RADIUS authentication, and multiple admin roles
- QoS to prioritize critical traffic like voice and video
- Link Aggregation (LACP) and Rapid Spanning Tree Protocol (RSTP) for high availability and network stability
- Voice VLAN, DHCP snooping, and IGMP snooping to optimize and secure network traffic
- StackPower, advanced physical stacking, multigigabit, and UPOE+ options on select models

Introducing the Catalyst 9200L-M



Day 0 native cloud management with Catalyst 9200L-M

The Catalyst 9200L-M is a fixed, stackable access switch designed to simplify deployment and management and serve as an ideal choice for customers transitioning from Meraki MS switches or for advanced branch environments where ease of use, reliability, flexibility, and cloud scale are critical.

- 24/48 port options, 4× 10GbE, 4× 10GbE and 2× 25 GbE uplinks, 30W PoE+, and up to 10GbE RJ45 ports.
- Cloud management powered by IOS XE with support for advanced features and secure Cloud CLI terminal for automated show commands to aide in granular troubleshooting.
- Support for Adaptive Policy allows for the simplified creation of authorization policies and quick scaling of micro-segmentation across connected devices.
- Optional redundant power supply units provide up to 1440W power budget to add greater resilience to network operations and power smart building, converged access, and physical security use cases.

Data only, Gigabit models

C9200L-24T-4X-M
C9200L-48T-4X-M
C9200L-24T-4G-M
C9200L-48T-4G-M




PoE, Gigabit models

C9200L-24P-4X-M
C9200L-24P-4G-M
C9200L-48PL-4X-M
C9200L-48P-4X-M
C9200L-48P-4G-M
C9200L-48PL-4G-M


PoE, Multigigabit models

C9200L-24PXG-4X-M
C9200L-24PXG-2Y-M
C9200L-48PXG-4X-M
C9200L-48PXG-2Y-M





Stackable access switching portfolio

	Catalyst 9200L-M (Data only, Gigabit) 	Catalyst 9200L-M (PoE, Gigabit) 	Catalyst 9200L-M (PoE, Multigigabit) 
Usage	Entry-level enterprise environments		
Interface	24/48× 1 GbE RJ45	24/48× 1 GbE RJ45	24 port: 8× 10 GbE + 16× 1 GbE 48 port: 12/8× 10GbE + 36/40x 1 GbE
Uplinks	4× 10 GbE uplinks (-4X SKUs) 4× 1 GbE uplinks (-4G SKUs)	4× 10 GbE uplinks (-4X SKUs) 4× 1 GbE uplinks (-4G SKUs)	4× 10 GbE uplinks (-4X SKUs) 2× 25 GbE uplinks (-2Y SKUs)
PoE capabilities	Data only	30W PoE+ (-24/48P SKUs) Partial PoE (-24/48PL SKUs)	4× 10 GbE uplinks (-4X SKUs) 2× 25 GbE uplinks (-2Y SKUs)
Power configuration	Removable PSU, Optional redundant power supply		
Stacking capabilities	80G physical + virtual + StackWise-80		
Routing capabilities	Static + dynamic, DHCP server + relay		
Advanced capabilities	Adaptive Policy Network Access Control with Access Manager Radius Device Sensor AVC NetFlow Traffic Analytics NBAR2 Application Visibility (1500+ applications)		
Models	C9200L-24T-4X-M C9200L-48T-4X-M C9200L-24T-4G-M C9200L-48T-4G-M	C9200L-24P-4X-M C9200L-24P-4G-M C9200L-48PL-4X-M C9200L-48P-4X-M C9200L-48P-4G-M C9200L-48PL-4G-M	C9200L-24PXG-4X-M C9200L-24PXG-2Y-M C9200L-48PXG-4X-M C9200L-48PXG-2Y-M

Stackable access switching portfolio

	Catalyst 9300-M (Gigabit)	Catalyst 9300L-M (Gigabit)	Catalyst 9300-M (mGig)
			
Usage	High-performance branch and campus, secure Wi-Fi 7 deployments		Secure Wi-Fi 7 deployments
Interface	24/48× 1 GbE RJ45	24/48× 1 GbE RJ45	C9300-24UX-M: 24× 10G mGig C9300-48UXM-M: 36× 2.5 mGig and 12× 10G mGig C9300-48UN-M: 48× 5G mGig
Uplinks	4× 1G/10G SFP/SFP+ 8× 1/10G SFP/SFP+ 2× 40G QSFP 2× 1G/10G/25G SFP/SFP+	4× 1G/10G SFP/SFP+	4× 1G/10G SFP/SFP+ 8× 1G/10G SFP/SFP+ 2× 40G QSFP 2× 1G/10G/25G SFP28
PoE capabilities¹	Data only option 30 W PoE+ option 60 W UPOE option	Data only option 30 W PoE+ option	60 W UPOE option
Power configuration	Removable PSU Modular 80 PLUS® Platinum PSU		
Stacking capabilities	480G physical + virtual + StackPower	320G physical + virtual	480G physical + virtual + StackPower
Routing capabilities	Static + dynamic DHCP Server + relay		
Advanced capabilities	Adaptive Policy Radius Device Sensor AVC NetFlow Traffic Analytics NBAR2 Application Visibility (1500+ applications) Encrypted Traffic Analytics (ETA)		
Models	C9300-24T-M C9300-24P-M C9300-24U-M C9300-48T-M C9300-48P-M C9300-48U-M	C9300L-24T-4X-M C9300L-48T-4X-M C9300L-24P-4X-M C9300L-48P-4X-M C9300L-48PF-4X-M	C9300-24UX-M C9300-48UXM-M C9300-48UN-M


¹ For PoE specifications with primary and secondary power supply, please refer to the [Catalyst 9300-M datasheet Power Supply and Specifications section](#).

	Catalyst 9300L-M (mGig)	Catalyst 9300X-M (mGig)	Catalyst 9300-M (fiber)	Catalyst 9300X-M (fiber)
				
Usage	Secure Wi-Fi 6/6E deployments	Secure Wi-Fi 6/6E deployments 90 W UPOE options for smart building deployments	Fiber aggregation for campus access and branch	
Interface	24/48× 10G mGig	C9300X-48TX-M: 48× 10G mGig C9300X-24HX-M: 24× 10G mGig C9300X-48HX-M: 48× 10G mGig C9300X-48HXN-M: 40× 5G and 8× 10G mGig	C9300-24S/48S-M: 24/48× 1 GbE SFP	C9300X-12Y/24Y-M: 12/24× 25G SFP28
Uplinks	4× 1G/10G SFP/SFP+	2× 40G/100G QSFP28 8× 1/10/25G SFP28	4× 1G/10G SFP/SFP+ 8× 1/10G SFP/SFP+ 2× 40G QSFP 2× 1G/10G/25G SFP/SFP+	2× 40G/100G QSFP28 8× 1/10/25G SPF28
PoE capabilities ¹	60 W PoE	Data only and 90 W UPOE+ options	Fiber ports	
Power configuration	Removable PSU Modular 80 PLUS® Platinum PSU			
Stacking capabilities	320G physical + virtual	Stackwise-1T + virtual + StackPower ²	480G physical + virtual + StackPower	Stackwise-1T + virtual + StackPower ²
Routing capabilities	Static + dynamic DHCP server + relay			
Advanced capabilities	Adaptive Policy Radius Device Sensor AVC NetFlow Traffic Analytics NBAR2 Application Visibility (1500+ applications) Encrypted Traffic Analytics (ETA)			
Models	C9300L-24UXG-4X-M C9300L-48UXG-4X-M	C9300X-48TX-M C9300X-24HX-M C9300X-48HX-M C9300X-48HXN-M	C9300-24S-M C9300-48S-M	C9300X-12Y-M C9300X-24Y-M





¹ For PoE specifications with primary and secondary power supply, please refer to the [Catalyst 9300-M datasheet Power Supply and Specifications section](#).

² 480G when stacking with Catalyst 9300-M models

Access switching portfolio




	MS120-8	MS120	MS125
			
Usage	Compact	Branch and campus	Branch and office
Interface	8× 1 GbE RJ45	24/48× 1 GbE RJ45	24/48× 1 GbE RJ45
Uplinks	2× 1 GbE SFP Fixed	4× 1 GbE SFP Fixed	4× 10 GbE SFP Fixed
PoE capabilities	67 W (LP model) 124 W (FP model)	370 W (P, LP models) 740 W (FP model)	370 W (P, LP models) 740 W (FP model)
Power configuration	External PSU (non-PoE, LP model) Internal (FP model)	Internal	Internal
Stacking capabilities	Virtual only	Virtual only	Virtual only
Routing capabilities	DHCP relay	DHCP relay	DHCP relay
Models	MS120-8-HW MS120-8LP-HW MS120-8FP-HW	MS120-24-HW MS120-24P-HW MS120-48-HW MS120-48LP-HW MS120-48FP-HW	MS125-24-HW MS125-24P-HW MS125-48-HW MS125-48LP-HW MS125-48FP-HW

Access switching portfolio

	MS130 compact	MS130	MS130R	MS150
				
Usage	Compact	Branch and campus	Ruggedized (hot/cold/tight environments)	Branch and campus Multigigabit Secure Wi-Fi 7 deployments
Interface	8/12× 1 GbE RJ45 6/8× 1 GbE + 2/4× 2.5 GbE RJ45 (in select models)	24/48× 1 GbE RJ45 18/40× 1 GbE + 6/8× 2.5 GbE RJ45 (in select models)	8× 1 GbE RJ45	24/48× 1 GbE RJ45 16/32× 1 GbE + 8/16× 5 GbE RJ45 (in select models)
Uplinks	2× 1 GbE SFP 2× 10 GbE SFP+ (in select models) Fixed	4× 1 GbE SFP 4× 10 GbE SFP+ (in select models) Fixed	2× 1 GbE SFP	4× 1 GbE SFP 4× 10 GbE SFP+ (in select models) Fixed
PoE capabilities	120 W 240 W (MS130-12X only)	370 W 740 W (MS130-48P/X only)	Up to 240 W	370 W (P, LP models) 740 W (FP models)
Power configuration	Internal (MS130-8P-I only) External	Internal	External	Internal
Stacking capabilities	Virtual only	Virtual only	Virtual only	2 × 80G physical + virtual
Routing capabilities	DHCP relay	DHCP relay	DHCP relay	DHCP relay Static Routing
Advanced capabilities	Adaptive Policy Segmentation ¹			
Models	MS130-8-HW MS130-8P-HW MS130-8P-I-HW MS130-8X-HW (mGig, 10 GbE SFP + option) ¹ MS130-12X-HW (mGig, 10 GbE SFP + option) ¹	MS130-24-HW MS130-24P-HW MS130-24X-HW (mGig, 10 GbE SFP + option) ¹ MS130-48-HW MS130-48P-HW MS130-48X-HW (mGig, 10 GbE SFP + option) ¹	MS130R-8P-HW	MS150-24T-4G MS150-24P-4G MS150-48T-4G MS150-48LP-4G MS150-48FP-4G MS150-24T-4X MS150-24P-4X MS150-48T-4X MS150-48LP-4X MS150-48FP-4X MS150-24MP-4X (UPOE + mGig + 10G SFP+) MS150-48MP-4X (UPOE + mGig + 10G SFP+)




¹MS130 mGig (-X) models and MS130R are hardware-ready for the Adaptive Policy feature with MS17 firmware upgrade and advanced license.

Stackable access switching portfolio

	MS210	MS225	MS250
			
Usage	Branch and campus	Branch and campus	Branch and campus
Interface	24/48× 1 GbE RJ45	24/48× 1 GbE RJ45	24/48× 1 GbE RJ45
Uplinks	4× 1 GbE SFP Fixed	4× 10 GbE SFP+ Fixed	4× 10 GbE SFP+ Fixed
PoE capabilities	370 W (P, LP models) 740 W (FP models)	370 W (P, LP models) 740 W (FP models)	370 W (P, LP models) 740 W (FP models)
Power configuration	Internal Optional RPS	Internal Optional RPS	Modular Redundant PSU optional
Stacking capabilities	Compatible with MS225 80G physical + virtual	Compatible with MS210 80G physical + virtual	80G physical + virtual
Routing capabilities	Static only DHCP relay	Static only DHCP relay	Static + dynamic ¹ DHCP server + relay Warm spare (VRRP)
Models	MS210-24-HW MS210-24P-HW MS210-48-HW MS210-48LP-HW MS210-48FP-HW	MS225-24-HW MS225-24P-HW MS225-48-HW MS225-48LP-HW MS225-48FP-HW	MS250-24-HW MS250-24P-HW MS250-48-HW MS250-48LP-HW MS250-48FP-HW

¹ Detailed routing specifications are available in series datasheets.




Stackable access switching portfolio

	MS350	MS355	MS390
			
Usage	Campus and multigigabit	Branch and campus	High-performance campus and branch
Interface	24/48× 1 GbE RJ45 ¹ 8× mGig RJ45 (24 port only)	24/48× 1 GbE RJ45 8× mGig RJ45 (24 port only)	24/48× 1 GbE RJ45 24/48× mGig RJ45 (in select models)
Uplinks	4× 10 GbE SFP+ Fixed	2× 40G QSFP+ Fixed	4/8× 10 GbE SFP+ 2× 40 GbE QSFP+ Modular
PoE capabilities	370 W (P, LP models) 740 W (24 port, FP models)	740 W (24 port, X2 models) 740 W (48 port, X2 models)	830 W (24 port models) 822 W (48 port models)
Power configuration	Modular Redundant PSU optional	Removable PSU	Removable PSU Modular 80 PLUS® Platinum PSU
Stacking capabilities	160G physical + virtual	400G physical +virtual	Compatible only with MS390 480G physical + virtual
Routing capabilities	Static + dynamic ² DHCP server + relay Warm spare (VRRP)	Static + dynamic DHCP server + relay	Static + dynamic DHCP server + relay
Models	MS350-48-HW MS350-48LP-HW MS350-48FP-HW	MS355-24X-HW MS355-24X2-HW MS355-48X-HW MS355-48X2-HW	MS390-24-HW MS390-24P-HW MS390-24U-HW MS390-24UX-HW MS390-48-HW MS390-48P-HW MS390-48U-HW MS390-48UX-HW MS390-48UX2-HW

¹ Interfaces do not support half-duplex on the MS350.

² Detailed routing specifications are available in series datasheets.

Aggregation switching portfolio

	MS410 	MS425 	MS450 
Usage	1G fiber aggregation	10G fiber aggregation	40G fiber aggregation
Interface	16/32× GbE SFP	16/32× 10 GbE SFP+	12× 40 GbE QSFP+
Uplinks	2× 10 GbE SFP+ (MS410-16) 4× 10 GbE SFP+ (MS410-32)	2× 40 GbE QSFP+	2× 100 GbE QSFP28
Power configuration	Modular Redundant PSU optional (sold separately)	Modular Redundant PSU optional (sold separately)	Modular Redundant PSU optional (sold separately)
Stacking capabilities	160G physical + virtual	160G physical + virtual	2x dedicated stack ports for up to 400G + virtual
Routing capabilities	Static + dynamic DHCP server + relay Warm spare (VRRP)	Static + dynamic DHCP server + relay Warm spare (VRRP)	Static + dynamic DHCP server + relay Warm spare (VRRP)
Models	MS410-16-HW MS410-32-HW	MS425-16-HW MS425-32-HW	MS450-12-HW

Lifetime warranty with next-day advance replacement

All Cisco Meraki MS switches include a limited lifetime hardware warranty that provides next-day advance hardware replacement. The Meraki simplified software and support licensing model also combines software upgrades, centralized systems management, and phone support under a single, easy-to-understand model.

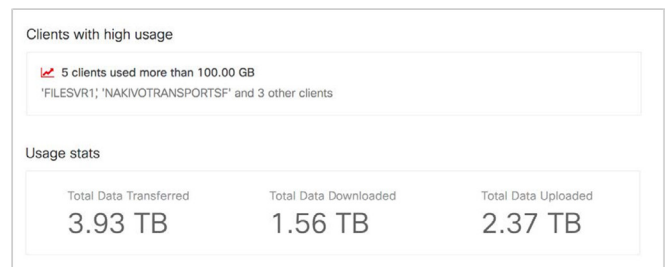
For complete details, please visit meraki.cisco.com/support.

Features and capabilities

Meraki switches include all of the traditional Ethernet features found in modern enterprise access switches, including:

Intelligent campus and branch switching

With built-in monitoring, troubleshooting, and logging capabilities, Meraki switches provide a refreshing new approach to managing network infrastructure, regardless of deployment size. The virtual stacking technology eliminates the need for configuration scripts and commands, empowering administrators to make changes quickly and securely on one or all of the switches in a deployment at once.



Intelligent anomaly detection flags potential network events

Wired security without compromise

Whether deployed in an office environment, hospital, or retail store, Meraki switches make enforcing security policies a breeze. Set up multiple policies and enable them at the port level or apply them across the entire network in a few clicks. Meraki switches also provide comprehensive security reporting, making it easy to proactively discover rogue DHCP servers and other malicious activity on the network.

Email alerts: Send an email if a new DHCP server is seen

Default DHCP server policy: Allow DHCP servers

Note: Switches with configured DHCP servers are always allowed.

Blocked DHCP servers: 02:31:3a:1c:c4:14

DHCP servers for the last day

Description	VLAN	Subnet	IP	Last seen	Recent packet	Policy
CORE_1 (interface CORP_WIFI)	132	10.92.132.0/22	10.92.135.254	13 seconds	View packet	allowed
CORE_1 (interface)	46	172.16.46.0/23	172.16.47.254	1 second	View packet	allowed
SD-WAN_Security_1	42	172.16.42.0/23	172.16.43.254	2 seconds	View packet	blocked

Rogue DHCP server detection across the entire network

Troubleshooting the way it should be

Drastically reduce time to resolution with a variety of powerful troubleshooting tools, such as remote cable testing and packet captures, that help isolate and troubleshoot network issues. With the dynamic network topology of Meraki, automatically see how the entire network is interconnected and ensure the team receives alerts upon power loss, downtime, or configuration changes.

Select a tool: Cable test

Warning: This test will disrupt traffic to 100 or 10 Mbit devices.

12 Run cable test

Testing the cable attached to port 12 ↺ ✕

Port	Link	Length	Status	Pair 1	Pair 2	Pair 3	Pair 4
12	down	94.5 m	Failure	open	ok	ok	open

Remote cable test in the Meraki dashboard

StackPower and improved physical stacking

StackPower pools power from each individual power supply unit (PSU) in a switch stack to form a larger, shared pool of power that provides additional redundancy and also helps reduce costs by managing the available PoE more efficiently. Improved physical stacking helps with faster stack convergence in case of a failover, which is critical in large enterprise deployments.

Industry-leading cloud management

The Meraki cloud management architecture delivers true zero-touch switch provisioning. Configure switches before they arrive on-site or use Meraki templates to standardize an entire fleet of switches, no matter what size.

With Meraki virtual stacking, administrators can manage up to thousands of ports from a single dashboard, enabling rapid and streamlined configuration that could otherwise take weeks to complete.

Switch ports for the last day is access help 3204 switch ports

Switch / Port	Switch	Name	Type	VLAN	Status	Tags	POE	Access policy	CDR/LLDP
<input type="checkbox"/> CORE 1 / 18	CORE 1	Staging Port	access	110				Open	-
<input type="checkbox"/> CORE 1 / 17	CORE 1	To ALPHA-GW1	access	78				Open	eth12-00a-gw1.cisco.com
<input type="checkbox"/> CORE 1 / 18	CORE 1	To ALPHA-GW2	access	78				Open	eth12-00a-gw2.cisco.com
<input type="checkbox"/> Closet 1.1.2 / 1	Closet 1.1.3	Cisco Alpha	access	110, voice 110			disabled	Open	SEP5897DDCE1674

Switch virtual stack for managing all switch ports at once

Built-in application layer visibility

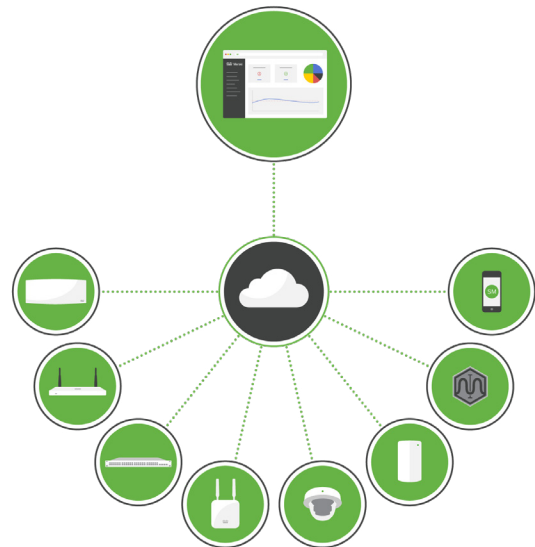
Meraki is the only switch to include integrated layer 7 fingerprinting. Identify hundreds of applications, from business apps to BitTorrent and YouTube. User fingerprinting with Google-like search allows administrators to easily identify and control individual users, PCs, iPads, Androids, and other devices. This unprecedented visibility allows optimization of network resources and maintenance of optimal network performance.



Granular network client visibility up to the application layer

Beyond-the-network software architecture

Meraki switches run the same operation system used by all Meraki products. The use of a common operating system allows a consistent experience across all product lines, from security products to VoIP phones. Meraki switches automatically connect to the Meraki cloud, download the configuration, and join the appropriate network. If new firmware is required, this is retrieved by the switch and updated automatically. This ensures the network is kept up to date with bug fixes, security updates, and new features.



MERAKI CLOUD MANAGEMENT ARCHITECTURE WITH ALL PRODUCTS

Included in the box

MS120-8 series	Integrated mounting brackets; external PSU (non-PoE and LP models); getting started insert
MS120 series	Getting started insert
MS130 series¹	Power supply (1); getting started insert
MS130R²	Mounting brackets (DIN rail mounting bracket, 19 in rack-mount bracket, wall-mount bracket); getting started insert
MS150 series	Getting started insert
MS210 series	Getting started insert
MS225 series	Getting started insert
MS250 series	Power supply (1); system fans (2); getting started insert
MS350 series	Stacking cable (1); power supply (1); system fans (2); getting started insert
MS355 series	Power supply (1); system fans (3); getting started insert
MS390 series	Power supply (1); system fans (3); getting started insert
MS410 series	Power supply (1); system fans (2); getting started insert
MS425 series	Power supply (1); system fans (3); getting started insert
MS450 series	Power supply (1); system fans (3); getting started insert
Catalyst 9300-M series	Power supply (1); system fans (3); rack-mount brackets; getting started insert
Catalyst 9200L-M series	Power supply (1); system fans (3); rack-mount brackets; getting started insert

¹Rack-mount screws are not included in the box, but can be ordered separately. Meraki recommends sourcing rack-mount screws and nuts made for your specific rack.

²Power supplies must be ordered separately, see accessories section on page 19.

Subscription Licensing

Every MS subscription is available for any term length, starting from 1 year and up to 10 years. For more information on subscription licensing, please visit [Subscription Licensing Overview](#).

Subscription License SKUs	Hardware Model
MS100 Small Essentials: LIC-MS-100-S-E Advantage: LIC-MS-100-S-A	MS120 8 ports MS130 8 ports MS130R 8 ports MS220 8 ports
MS100 Medium Essentials: LIC-MS-100-M-E Advantage: LIC-MS-100-M-A	MS120 24 ports MS125 24 ports MS130 24 ports MS220 24 ports
MS100 Large Essentials: LIC-MS-100-L-E Advantage: LIC-MS-100-L-A	MS120 48 ports MS125 48 ports MS130 48 ports MS220 48 ports
MS200 Medium Essentials: LIC-MS-200-M-E Advantage: LIC-MS-200-M-A	MS210 24 ports MS225 24 ports MS250 24 ports MS320 24 ports
MS200 Large Essentials: LIC-MS-200-L-E Advantage: LIC-MS-200-L-A	MS210 48 ports MS225 48 ports MS250 48 ports MS320 48 ports
MS300 Medium Essentials: LIC-MS-300-M-E Advantage: LIC-MS-300-M-A	MS350 24 ports MS355 24 ports MS390 24 ports Catalyst 9300-M 24 ports Catalyst 9300L-M 24 ports
MS300 Large Essentials: LIC-MS-300-L-E Advantage: LIC-MS-300-L-A	MS350 48 ports MS355 48 ports MS390 48 ports Catalyst 9300-M 48 ports Catalyst 9300L-M 48 ports
MS400 Medium Essentials: LIC-MS-400-M-E Advantage: LIC-MS-400-M-A	MS410 16 ports MS420 24 ports MS425 16 ports
MS400 Large Essentials: LIC-MS-400-L-E Advantage: LIC-MS-400-L-A	MS410 32 ports MS420 48 ports MS425 32 ports MS450 12 ports

Co-term Licensing

MS co-term licenses are available in 1-, 3-, 5-, 7-, and 10-year terms.

Product	Model	License	Description
MS120	MS120-8-HW	LIC-MS120-8-xY	MS120-8 Enterprise license and support
	MS120-8LP-HW	LIC-MS120-8LP-xY	MS120-8LP Enterprise license and support
	MS120-8FP-HW	LIC-MS120-8FP-xY	MS120-8FP Enterprise license and support
	MS120-24-HW	LIC-MS120-24-xY	MS120-24 Enterprise license and support
	MS120-24P-HW	LIC-MS120-24P-xY	MS120-24P Enterprise license and support
	MS120-48-HW	LIC-MS120-48-xY	MS120-48 Enterprise license and support
	MS120-48LP-HW	LIC-MS120-48LP-xY	MS120-48LP Enterprise license and support
	MS120-48FP-HW	LIC-MS120-48FP-xY	MS120-48FP Enterprise license and support
MS125	MS125-24-HW	LIC-MS125-24-xY	MS125-24 Enterprise license and support
	MS125-24P-HW	LIC-MS125-24P-xY	MS125-24P Enterprise license and support
	MS125-48-HW	LIC-MS125-48-xY	MS125-48 Enterprise license and support
	MS125-48LP-HW	LIC-MS125-48LP-xY	MS125-48LP Enterprise license and support
	MS125-48FP-HW	LIC-MS125-48FP-xY	MS125-48FP Enterprise license and support
MS130	MS130-8-HW	LIC-MS130-CMPT-xY	MS130 compact switch (8/12/R) Enterprise license and support
	MS130-8P-HW	LIC-MS130-CMPTA-xY ¹	MS130 compact switch (8/12/R) Enterprise license and support
	MS130-8P-I-HW		
	MS130-8X-HW		
	MS130-12X-HW		
	MS130-12X-HW		
	MS130-24-HW	LIC-MS130-24-xY	MS130 24 ports Enterprise license and support
	MS130-24P-HW	LIC-MS130-24A-xY ¹	MS130 24 ports Enterprise license and support
	MS130-24P-HW		
	MS130-48-HW	LIC-MS130-48-xY	MS130 48 ports Enterprise license and support
	MS130-48P-HW	LIC-MS130-48A-xY ¹	MS130 48 ports Advanced license and support
	MS130-48X-HW		

Co-term Licensing

MS co-term licenses are available in 1-, 3-, 5-, 7-, and 10-year terms.

Product	Model	License	Description
MS150	MS150-24T-4G	LIC-MS150-24-xY	MS150 24 ports Enterprise license and support
	MS150-24P-4G	LIC-MS150-24A-xY	MS150 24 ports Enterprise license and support
	MS150-24T-4X		
	MS150-24P-4G		
	MS150-24T-4X		
	MS150-24P-4X		
	MS150-24MP-4X		
	MS150-48T-4G	LIC-MS150-48-xY	MS150 48 ports Enterprise license and support
	MS150-48LP-4G	LIC-MS150-48A-xY	MS150 48 ports Advanced license and support
	MS150-48FP-4G		
	MS150-48T-4X		
	MS150-48LP-4X		
	MS150-48FP-4X		
	MS150-48MP-4X		
MS210	MS210-24-HW	LIC-MS210-24-xY	MS210-24 Enterprise license and support
	MS210-24P-HW	LIC-MS210-24P-xY	MS210-24P Enterprise license and support
	MS210-48-HW	LIC-MS210-48-xY	MS210-48 Enterprise license and support
	MS210-48LP-HW	LIC-MS210-48LP-xY	MS210-48LP Enterprise license and support
	MS210-48FP-HW	LIC-MS210-48FP-xY	MS210-48FP Enterprise license and support
MS225	MS225-24-HW	LIC-MS225-24-xY	MS225-24 Enterprise license and support
	MS225-24P-HW	LIC-MS225-24P-xY	MS225-24P Enterprise license and support
	MS225-48-HW	LIC-MS225-48-xY	MS225-48 Enterprise license and support
	MS225-48LP-HW	LIC-MS225-48LP-xY	MS225-48LP Enterprise license and support
	MS225-48FP-HW	LIC-MS225-48FP-xY	MS225-48FP Enterprise license and support

Licensing

Every license is available in 1-, 3-, 5-, 7-, and 10-year terms.

Product	Model	License	Description
MS250	MS250-24-HW	LIC-MS250-24-xY	MS250-24 Enterprise license and support
	MS250-24P-HW	LIC-MS250-24P-xY	MS250-24P Enterprise license and support
	MS250-48-HW	LIC-MS250-48-xY	MS250-48 Enterprise license and support
	MS250-48LP-HW	LIC-MS250-48LP-xY	MS250-48LP Enterprise license and support
	MS250-48FP-HW	LIC-MS250-48FP-xY	MS250-48FP Enterprise license and support
MS350	MS350-24-HW	LIC-MS350-24-xY	MS350-24 Enterprise license and support
	MS350-24P-HW	LIC-MS350-24P-xY	MS350-24P Enterprise license and support
	MS350-24X-HW	LIC-MS350-24X-xY	MS350-24X Enterprise license and support
	MS350-48-HW	LIC-MS350-48-xY	MS350-48 Enterprise license and support
	MS350-48LP-HW	LIC-MS350-48LP-xY	MS350-48LP Enterprise license and support
	MS350-48FP-HW	LIC-MS350-48FP-xY	MS350-48FP Enterprise license and support
MS355	MS355-24X-HW	LIC-MS355-24X-xY	MS355-24X Enterprise license and support
	MS355-24X2-HW	LIC-MS355-24X2-xY	MS355-24X2 Enterprise license and support
	MS355-48X-HW	LIC-MS355-48X-xY	MS355-48X Enterprise license and support
	MS355-48X2-HW	LIC-MS355-48X2-xY	MS355-48X2 Enterprise license and support
MS390	MS390-24E-HW	LIC-MS390-24A-xY	MS390-24 Advanced license and support
	MS390-24E-HW	LIC-MS390-24E-xY	MS390-24 Enterprise license and support
	MS390-48E-HW	LIC-MS390-48A-xY	MS390-48 Advanced license and support
	MS390-48E-HW	LIC-MS390-48E-xY	MS390-48 Enterprise license and support
MS410	MS410-16-HW	LIC-MS410-16-xY	MS410-16 Enterprise license and support
	MS410-32-HW	LIC-MS410-32-xY	MS410-32 Enterprise license and support
MS425	MS425-16-HW	LIC-MS425-16-xY	MS425-16 Enterprise license and support
	MS425-32-HW	LIC-MS425-32-xY	MS425-32 Enterprise license and support
MS450	MS450-12-HW	LIC-MS450-12-xY	MS450-12 Enterprise license and support

Licensing

Every license is available in 1-, 3-, 5-, 7-, and 10-year terms.

Product	Model	License	Description
Catalyst 9200L-M 24 ports	C9200L-24T-4X-M	LIC-C9200L-24E-xY	Catalyst 9300L-M 24 ports Enterprise license and support
	C9200L-24T-4G-M	LIC-C200L-24A-xY	Catalyst 9200L-M 24 ports Advanced license and support
	C9200L-24P-4X-M		
	C9200L-24P-4G-M		
	C9200L-24PXG-4X-M		
	C9200L-24PXG-2Y-M		
Catalyst 9200L-M 48 ports	C9200L-48T-4X-M	LIC-C9200L-48E-xY	Catalyst 9200L-M 48 ports Enterprise license and support
	C9200L-48T-4G-M	LIC-C9200L-48A-xY	Catalyst 9200L-M 48 ports Enterprise license and support
	C9200L-48PL-4X-M		
	C9200L-48P-4X-M		
	C9200L-48P-4G-M		
	C9200L-48PL-4G-M		
	C9200L-48PXG-4X-M		
	C9200L-48PXG-2Y-M		
Catalyst 9300-M 24 ports	C9300-24T-M	LIC-C9300-24E-xY	Catalyst 9300-M 12, 24 ports Enterprise license and support
	C9300-24P-M	LIC-C9300-24A-xY	Catalyst 9300-M 12, 24 ports Advanced license and support
	C9300-24U-M		
	C9300-24UX-M		
Catalyst 9300L-M 24 ports	C9300L-24T-4X-M		
	C9300L-24P-4X-M		
	C9300L-24UXG-4X-M		

Licensing

Every license is available in 1-, 3-, 5-, 7-, and 10-year terms.

Product	Model	License	Description
Catalyst 9300X-M 12 and 24 ports	C9300X-24HX-M		
	C9300-24S-M		
	C9300X-12Y-M		
	C9300X-24Y-M		
Catalyst 9300-M 48 ports	C9300-48T-M	LIC-C9300-48E-xY	Catalyst 9300-M 48 ports Enterprise license and support
	C9300-48P-M	LIC-C9300-48A-xY	Catalyst 9300-M 48 ports Advanced license and support
	C9300-48U-M		
	C9300-48UXM-M		
	C9300-48UN-M		
Catalyst 9300X-M 48 ports	C9300L-48T-4X-M		
	C9300L-48P-4X-M		
	C9300L-48PF-4X-M		
Catalyst 9300X-M 48 ports	C9300X-48UXG 4X-M		
	C9300X-48TX-M		
	C9300X-48HX-M		
	C9300X-48HXN-M		
	C9300-48S-M		

Optional accessories

Description	Accessory	Supported models
Power cable	<p>Region-specific power cords are not included in the box. Order the appropriate power cord separately:</p> <p>MA-PWR-CORD-US MA-PWR-CORD-BR MA-PWR-CORD-EU MA-PWR-CORD-TW MA-PWR-CORD-UK MA-PWR-CORD-AU MA-PWR-CORD-CN MA-PWR-CORD-AR MA-PWR-CORD-IN</p>	All models
150 W power adapter	MA-PWR-150WAC-ADP	MS130-8X and MS130-8P
300 W power adapter	MA-PWR-300WAC-ADP	MS130-12X
30 W power adapter	MA-PWR-30WAC	MS130-8
300 W power adapter for MS130R ¹	MA-PWR-300W-INDADP	MS130R
External power supply	DC 54 V/1.67 A, 90 W, MA-PWR-90WAC DC 12 V/2.5 A, 30 W, MA-PWR-30WAC	MS120-8, MS120-8-LP
250 W power supply	MA-PWR-250WAC	MS250-24, MS250-48, MS350-24, MS350-48, MS410, MS425
640 W power supply	MA-PWR-640WAC	MS250-24P, MS250-48LP, MS350-24P, MS350-48LP
1,025 W power supply	MA-PWR-1025WAC	MS250-24P, MS250-48FP, MS350-24X, MS350-48FP, all MS355 models
350 W power supply	MA-PWR-350WAC	MS390-24HW, MS390-48HW
715 W power supply	MA-PWR-715WAC	All MS390 models
1,100 W power supply	MA-PWR-1100WAC	All MS390 models
40G stacking cable (0.5 m, 1 m, and 3 m)	MA-CBL-40G-50CM MA-CBL-40G-1M MA-CBL-40G-3M	MS210, MS225, MS250, MS350, MS410, and MS425
100G stacking cable (0.5 m, 1 m, and 3 m)	MA-CBL-100G-50CM MA-CBL-100G-1M MA-CBL-100G-3M	MS355 and MS450
16K system fan	MA-FAN-16K	MS350-24, MS350-24P, MS350-48, MS350-48LP, MS350-48FP, MS410
18K system fan	MA-FAN-18K	MS350-24X, MS425 series
StackPower cables	MA-CBL-SPWR-30CM MA-CBL-SPWR-150CM	All MS390 models

Meraki MS switches support SFP/SFP+/QSFP+ optic accessories for high-speed connectivity. Meraki offers a variety of GbE, 10 GbE, and 40 GbE accessories. Full specifications and compatibility information is available in the [Meraki accessories datasheet](#).

¹Please note, U.S. free power cord logic does not apply on the MS130R switch itself. A free power cord will be automatically added to U.S. orders with MA-PWR-300W-INDADP when there is no power cord in the same order.

Optional accessories

Description	Accessory	Supported models
Stacking cables	MA-CBL-120G-50CM MA-CBL-120G-1M MA-CBL-120G-3M	All MS390 models
8× 1/10G SFP+ uplink module	MA-MOD-8×10G	All MS390 models
4× 1/10G SFP+ uplink module	MA-MOD-4×10G ¹	All MS390 models
2× 40G QSFP+ uplink module	MA-MOD-2×40G	All MS390 models
16K2 system fan	MA-FAN-16K2	All MS390 models
350 W AC platinum power supply	PWR-C1-350WAC-P-M	Catalyst 9300X-M and Catalyst 9300L-M
715 W AC platinum power supply	PWR-C1-715WAC-P-M	
1,100 W AC platinum power supply	PWR-C1-1100WAC-P-M	
1,900 W AC platinum power supply	PWR-C1-1900WAC-P-M	Catalyst 9300X-M models and Catalyst 9300-M models
C9300L 1M Type 3A Stacking Cable used with KIT2	STACK-T3A-1M-M	Catalyst 9300L-M models
C9300L 3M Type 3A Stacking Cable used with KIT2	STACK-T3A-3M-M	
C9300L 50CM Type 3A Stacking Cable used with KIT2	STACK-T3A-50CM-M	
C9300L-M Stack Kit	C9300L-STAK-KIT2-M	Catalyst 9300L-M models
2× 1/10/25G SFP/SFP+ uplink module	C9300-NM-2Y-M	Catalyst 9300-M models
8× 1/10/25G SFP28 uplink module	C9300X-NM-8Y-M	Catalyst 9300X-M models
2× 40G/100G QSFP28 uplink module	C9300X-NM-2C-M	
Catalyst 9300-M StackPower cable, 30 cm	CAB-SPWR-30CM-M	Catalyst 9300-M series
Catalyst 9300-M StackPower cable, 150 cm	CAB-SPWR-150CM-M	Catalyst 9300-M series
Catalyst 9300-M stacking cable, 0.5 m	STACK-T1-50CM-M	Catalyst 9300-M models and Catalyst 9300X-M models
Catalyst 9300-M stacking cable, 1 m	STACK-T1-1M-M	
Catalyst 9300-M stacking cable, 3 m	STACK-T1-3M-M	
System fan	FAN-T2-M	All Catalyst 9300-M/9300L-M/9300X-M models
Catalyst 9300-M rack mount kit	4PT-KIT-T2-M	Catalyst 9300-M series
2× 40G uplink module	C9300-NM-2Q-M	Catalyst 9300-M series
8× 10G/1G uplink module	C9300-NM-8X-M	Catalyst 9300-M series

¹MA-MOD-4× 10G reached end-of-sale on November 1, 2021. Please refer to its [end-of-sale announcement](#) for further details.

Additional resources

[Meraki MS120 series datasheet](#)

[Meraki MS125 series datasheet](#)

[Meraki MS130 series datasheet](#)

[Meraki MS130R series datasheet](#)

[Meraki MS210 series datasheet](#)

[Meraki MS225 series datasheet](#)

[Meraki MS250 series datasheet](#)

[Meraki MS350 series datasheet](#)

[Meraki MS355 series datasheet](#)

[Meraki MS390 series datasheet](#)

[Meraki MS410 series datasheet](#)

[Meraki MS425 series datasheet](#)

[Meraki MS450 series datasheet](#)

[Catalyst 9300-M series datasheet](#)

[Catalyst 9200L-M series datasheet](#)