



— A GUIDE FOR MSPs —

HOW TO GET STARTED?

Introduction



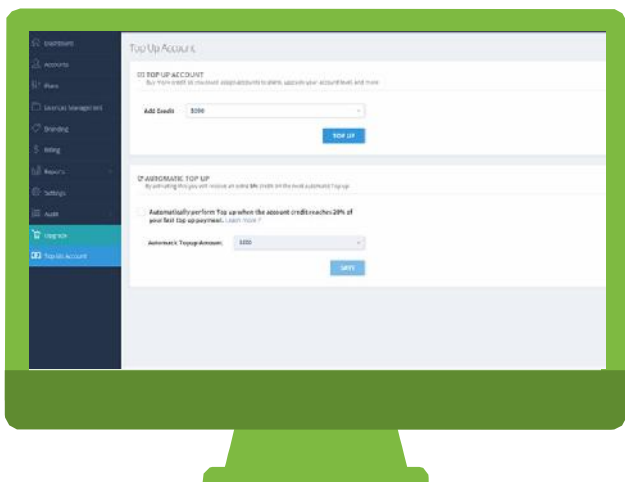
Thanks for signing up to our partner program.

Whether you're new to managed services or a seasoned vet, we can often overlook how to sell a cloud service effectively. The aim of this guide is to get you familiarized with our platform and opportunities available to you to expand your cloud business.

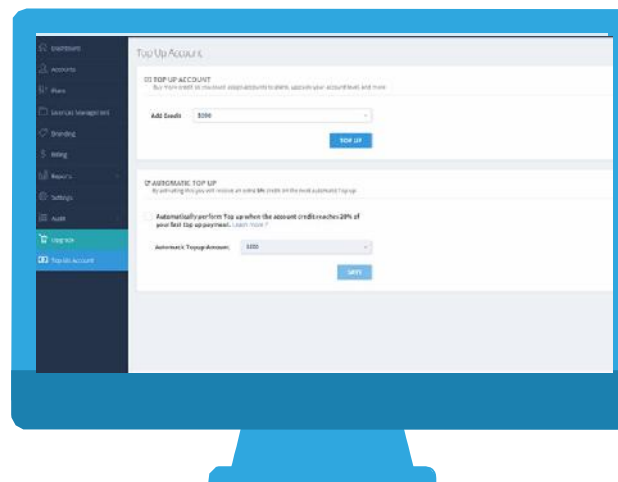
How To Top-Up?

Adding funds to your account should be flexible and quick. Time is money. That's why we've introduced a top-up model system that ensures you only pay for what you use.

There is no initial investment to get started. Save money right from the start. The more you top-up, the greater incentives you'll receive.



Choose Amount

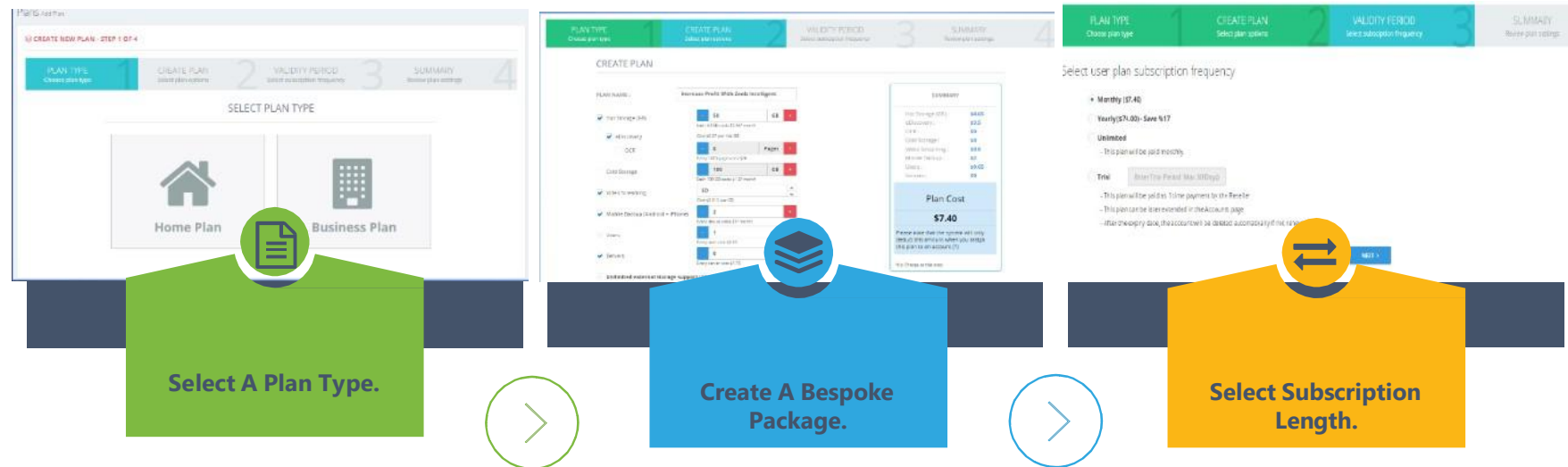


Checkout

An easy and quick way to add funds.

How To Create Plans?

Simplicity at it's finest. In a matter of minutes, you can create a number of bespoke packages for your business or home users. No funds will be deducted from your account until a plan is assigned to a customer. This allows you to experiment with different pricing models.



It's as easy as that!

How To Target Untapped Markets?

Grow your business with a product that enables you to reach new markets. Add additional value to your IT service by offering a solution that is built for a diverse range of industries.



Media & Photography



Healthcare



Legal



Accounting



Tape



Real Estate



Education



Non-Profit



Dental



Architecture

Understanding Customer Requirements



Features To Meet These Needs



One Successful Cloud Business



WHAT ARE YOU WAITING FOR?

It's time for you to start adding real value to your IT service.

[Contact Us!](#)



www.bkp365.com



+91 9212 000 234



sales@bkp365.com

