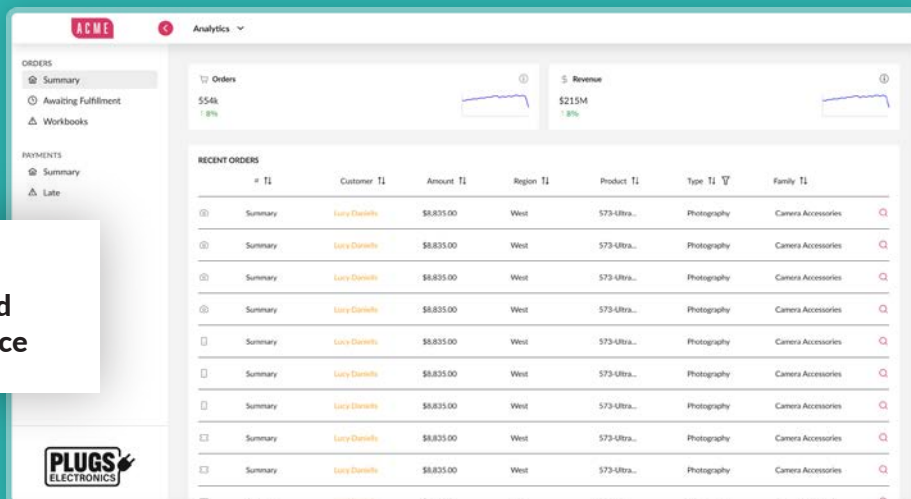


Build & Launch Secure Data Applications with Sigma

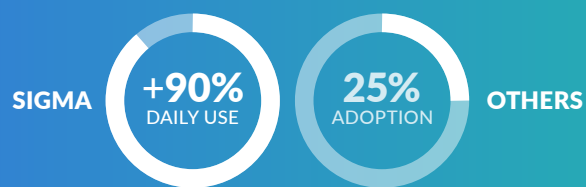
Empower Your Customers with Live Data

Give your customers
a first-class embedded
applications experience



Easy to use, widely adopted

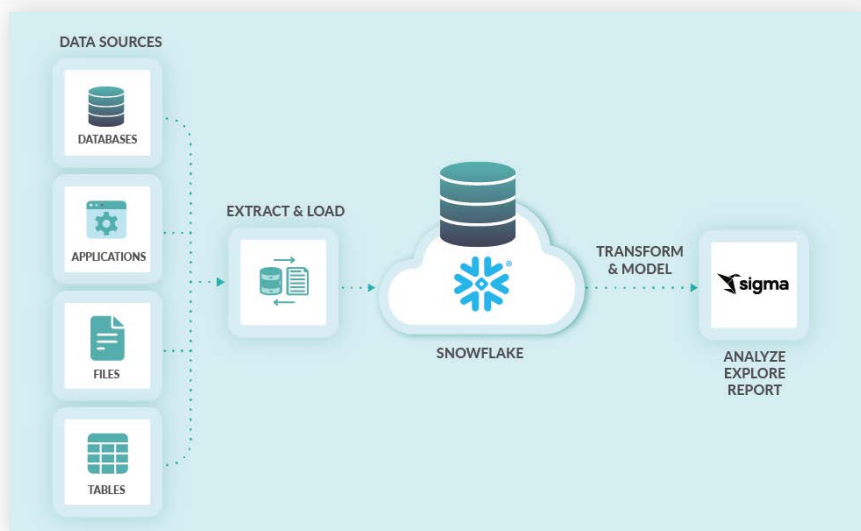
It's no surprise that the average "adoption rate" for analytics is 25% when the tools are so hard to use. Not Sigma. We're built the way you think—in spreadsheets.



Why Sigma?

As an Elite Technology Partner, Sigma connects to Snowflake's Data Cloud in seconds providing a spreadsheet-like user interface for exploratory analytics. Today, approximately 1B people use spreadsheets, Sigma breaks down data language barriers that often exist between data teams and business users. This saves you money by reducing your organization's time-to-insights.

- Remove the language barrier between data and business teams
- Reduce time spent in requirements gathering loops
- Leverage Snowflake's data governance within Sigma



Explore, analyze, and report on massive live datasets with Sigma



"Sigma on Snowflake has helped us sharpen our competitive edge and made our data offering even more dynamic because we are now able to provide instant, exploratory functionalities for our clients at any scale."

Jynessa Mason, VP Insights

Build, Manage, & Operate Data Applications at Scale

Application embedding with Sigma requires an iFrame on the front-end and a simple back-end API to start surfacing insights to external-facing application users. With Sigma's low code solution, developers can quickly build and deploy new applications. What previously would take teams months to accomplish, now takes days.

- Reduce time-to-launch through simple embed process
- Flexible pricing structure to grow with you
- Integrates seamlessly with your authentication methods

Queries (10)

View browser calculations (7)

Request type

- Sum of Profit by Product Type
Visualization: bar
- Sum of Profit by Product Type
Visualization: bar
- Visualization: bar
- Visualization: bar
- Visualization: bar
- PLUGS_ELECTRONICS_HAND...
Row count
- PLUGS_ELECTRONICS_HAND...

Query Details

Request type: Visualization: bar: **Sum of Profit by Product Type**

Status: **Completed**

Run time: 704 ms (10:02:18 PM - 10:02:19 PM)

Sigma request ID: 56be6a28844e4a4eb0616eb9d7deae6

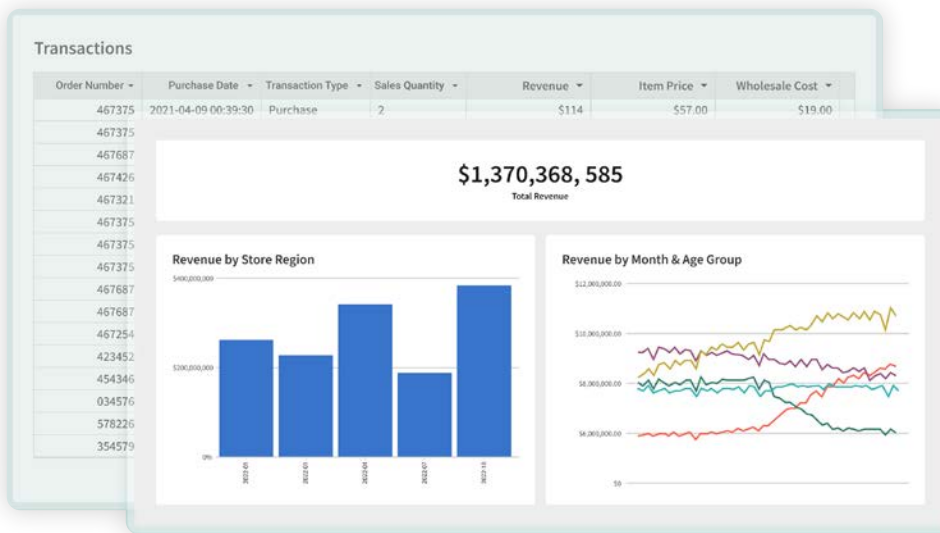
SQL

```

1 select
2   PRODUCT_TYPE_34 "Product Type",
3   SUM_68 "Sum of Profit"
4 from

```

Accelerate your time-to-insight with a simple onboarding process that takes minutes to complete



Embed applications quickly and efficiently to enable secure customer self-service—the right data at the right time

Empower Your Customers with Live Data

Give your customers data that helps grow their businesses. Sigma uses a live query model allowing application users to directly access live datasets from your Snowflake Data Cloud. Your data application becomes an important key tool for your customers to make operational decisions. This agility is the cornerstone of modern business. Your customers can:

- Explore massive, live data sets
- Create new data visualizations around their core metrics
- Collaborate across geographies in real-time

Snowflake Competency Badges



About Sigma

Sigma is a cloud analytics platform that uses a familiar spreadsheet interface to give business users instant access to explore and get insights from their cloud data warehouse. It requires no code or special training to explore billions of rows, augment with new data, or perform "what if" analysis on all data in real-time.

Make Us Prove It

Nothing beats seeing Sigma in action and we'd love to give you a personal tour of how you can work with all your data in an interface you already know how to use.

[REQUEST A DEMO](#)